



Certificate of Analysis

FOR COMPLIANCE



Sample:AL40603003-001
Harvest/Lot ID: E-CA-SLB-01-0524
Batch#: E-CA-SLB-01-0524
Seed to Sale# NA
Sample Size Received: 25 units
Total Amount: 3200 units
Retail Product Size: 15 gram
Retail Serving Size: 1.5 gram
Servings: 10
Sampled: 06/03/24 01:45 PM
Sampling Start: 01:45 PM
Sampling End: 02:15 PM
Sampling Method: SOP.T.20.010.NY

Cirona Labs

License # : OCM-AUCP-22-000002

350 Buell Road
Rochester, NY, 14624, US

PASSED

Pages 1 of 6

SAFETY RESULTS


Pesticides
PASSED


Heavy Metals
PASSED


Microbials
PASSED


Mycotoxins
PASSED


Residuals
Solvents
PASSED


Filtration
NOT TESTED


Water Activity
PASSED


Moisture
NOT TESTED

MISC.

Terpenes
TESTED



Cannabinoid

PASSED



Total THC
0.7387%
Total THC/Container : 110.805 mg



Total CBD
0.0016%
Total CBD/Container : 0.240 mg



Total Cannabinoids
0.7723%
Total Cannabinoids/Container : 115.845 mg

	(6AR,9R) D10-THC	(6AR,9S) D10-THC	CBC	CBD	CBDA	CBDV	CBG	CBGA	CBN	D8-THC	D9-THC	THCA	THCV
%	<0.0006	<0.0007	0.0091	0.0016	<0.0007	<0.0007	0.0145	<0.0007	0.0030	<0.0007	0.7379	0.0010	0.0052
mg/unit	<0.090	<0.105	1.365	0.240	<0.105	<0.105	2.175	<0.105	0.450	<0.105	110.685	0.150	0.780
LOQ	0.0006	0.0007	0.0007	0.0007	0.0007	0.0007	0.0007	0.0007	0.0007	0.0007	0.0007	0.0007	0.0007
%	%	%	%	%	%	%	%	%	%	%	%	%	%

Weight:
3.0778g

Analysis Method : SOP.T.30.031.NY, SOP.T.40.031.NY
Analyzed Date : 06/04/24 14:36:41

This Kaycha Labs Certification shall not be reproduced, unless in its entirety, without written approval from Kaycha Labs. The results relate only to the material or product analyzed. ND=Not Detected, ppm=Parts Per Million, ppb=Parts Per Billion, RSD=Relative Standard Deviation. Limit of Detection (LOD) and Limit Of Quantitation (LOQ) are terms used to describe the smallest concentration that can be detected and reliably measured by an analytical procedure, respectively. Action Levels are State determined thresholds based on 9 New York Codes, Rules and Regulations (NYCRR) Part 130 and Cannabis Law. The Measurement of Uncertainty (MU) error is available from the lab upon request. The "Decision Rule" for pass/fail does not include the MU. Any calculated totals may contain rounding errors.

Erica Troy

Lab Director

NY Permit # OCM-CPL-2022-00006
ISO 17025 Accreditation # 97164



Signature
06/07/24



Certificate of Analysis

PASSED

Cirona Labs

350 Buell Road
Rochester, NY, 14624, US
Telephone: (305) 498-3066
Email: hunter@cironalabs.com
License # : OCM-AUCP-22-000002

Sample : AL40603003-001

Harvest/Lot ID: E-CA-SLB-01-0524

Batch# : E-CA-SLB-01-0524 Sample Size Received : 25 units

Sampled : 06/03/24 01:45 PM Total Amount : 3200 units

Sampling Method : SOP.T.20.010.NY

Page 2 of 6



Terpenes

TESTED

Terpenes	LOQ (%)	mg/unit	%	Result (%)	Terpenes	LOQ (%)	mg/unit	%	Result (%)
LIMONENE	0.10	<15.0	<0.10		Weight:				
TERPINOLENE	0.04	<6.0	<0.04		0.9885g				
ALPHA-HUMULENE	0.04	<6.0	<0.04		Analysis Method : SOP.T.30.064.NY, SOP.T.40.064.NY				
BETA-MYRCENE	0.10	<15.0	<0.10		Analyzed Date : 06/05/24 16:41:59				
ALPHA TERPINEOL	0.04	<6.0	<0.04						
BETA-CARYOPHYLLENE	0.04	<6.0	<0.04						
CAMPHENE	0.10	<15.0	<0.10						
CARYOPHYLLENE OXIDE	0.04	<6.0	<0.04						
FARNESENE	0.10	<15.0	<0.10						
FENCHYL ALCOHOL	0.04	<6.0	<0.04						
GERANIOL	0.04	<6.0	<0.04						
GUAIOL	0.04	<6.0	<0.04						
LINALOOL	0.10	<15.0	<0.10						
MENTHOL	0.10	<15.0	<0.10						
OCIMENE	0.10	<15.0	<0.10						
VALENCENE	0.10	<15.0	<0.10						
ALPHA-BISABOLOL	0.04	<6.0	<0.04						
ALPHA-PHELLANDRENE	0.10	<15.0	<0.10						
ALPHA-PINENE	0.10	<15.0	<0.10						
ALPHA-TERPINENE	0.10	<15.0	<0.10						
BETA-PINENE	0.10	<15.0	<0.10						
Total (%)				<0.10					

This Kaycha Labs Certification shall not be reproduced, unless in its entirety, without written approval from Kaycha Labs. The results relate only to the material or product analyzed. ND=Not Detected, ppm=Parts Per Million, ppb=Parts Per Billion, RSD=Relative Standard Deviation. Limit of Detection (LOD) and Limit Of Quantitation (LOQ) are terms used to describe the smallest concentration that can be detected and reliably measured by an analytical procedure, respectively. Action Levels are State determined thresholds based on 9 New York Codes, Rules and Regulations (NYCRR) Part 130 and Cannabis Law. The Measurement of Uncertainty (MU) error is available from the lab upon request. The "Decision Rule" for pass/fail does not include the MU. Any calculated totals may contain rounding errors.

Erica Troy

Lab Director

NY Permit # OCM-CPL-2022-00006
ISO 17025 Accreditation # 97164

Signature
06/07/24



Certificate of Analysis

PASSED

Cirona Labs

 350 Buell Road
 Rochester, NY, 14624, US
 Telephone: (305) 498-3066
 Email: hunter@cironalabs.com
 License # : OCM-AUCP-22-000002

Sample : AL40603003-001


Harvest/Lot ID: E-CA-SLB-01-0524

Batch # : E-CA-SLB-01-0524 Sample Size Received : 25 units

Sampled : 06/03/24 01:45 PM Total Amount : 3200 units

Sampling Method : SOP.T.20.010.NY

Page 3 of 6



Pesticides

PASSED

Pesticide	LOQ	Units	Action Level	Pass/Fail	Result	Pesticide	LOQ	Units	Action Level	Pass/Fail	Result
PYRETHRINS, TOTAL	0.1	ppm	1	PASS	<0.1	PACLOBUTRAZOL	0.1	ppm	0.4	PASS	<0.1
AZADIRACTHIN	0.1	ppm	1	PASS	<0.1	PERMETHRIN	0.1	ppm	0.2	PASS	<0.1
INDOLE-3-BUTYRIC ACID	0.1	ppm	1	PASS	<0.1	PHOSMET	0.1	ppm	0.2	PASS	<0.1
MYCLOBUTANIL	0.1	ppm	0.2	PASS	<0.1	PRALLETHRIN	0.1	ppm	0.2	PASS	<0.1
PIPERONYL BUTOXIDE	0.1	ppm	2	PASS	<0.1	PROPICONAZOLE	0.1	ppm	0.4	PASS	<0.1
ABAMECTIN B1A	0.1	ppm	0.5	PASS	<0.1	PROPOXUR	0.1	ppm	0.2	PASS	<0.1
ACEPHATE	0.1	ppm	0.4	PASS	<0.1	PYRIDABEN	0.1	ppm	0.2	PASS	<0.1
ACEQUINOCYL	0.1	ppm	2	PASS	<0.1	SPINETORAM, TOTAL	0.1	ppm	1	PASS	<0.1
ACETAMIPRID	0.1	ppm	0.2	PASS	<0.1	SPINOSAD, TOTAL	0.1	ppm	0.2	PASS	<0.1
ALDICARB	0.1	ppm	0.4	PASS	<0.1	SPIROMESIFEN	0.1	ppm	0.2	PASS	<0.1
AZOXYSTROBIN	0.1	ppm	0.2	PASS	<0.1	SPIROTETRAMAT	0.1	ppm	0.2	PASS	<0.1
CHLORMEQUAT CHLORIDE	0.1	ppm	1	PASS	<0.1	SPIROXAMINE	0.1	ppm	0.2	PASS	<0.1
BIFENAZATE	0.1	ppm	0.2	PASS	<0.1	TEBUCONAZOLE	0.1	ppm	0.4	PASS	<0.1
BIFENTHRIN	0.1	ppm	0.2	PASS	<0.1	THIACLOPRID	0.1	ppm	0.2	PASS	<0.1
CARBARYL	0.1	ppm	0.2	PASS	<0.1	THIAMETHOXAM	0.1	ppm	0.2	PASS	<0.1
COUMAPHOS	0.1	ppm	1	PASS	<0.1	TRIFLOXYSTROBIN	0.1	ppm	0.2	PASS	<0.1
CHLORPYRIFOS	0.1	ppm	0.2	PASS	<0.1	CAPTAN *	0.1	ppm	1	PASS	<0.1
DAMINOZIDE	0.1	ppm	1	PASS	<0.1	CHLORDANE *	0.1	ppm	1	PASS	<0.1
BOSCALID	0.1	ppm	0.4	PASS	<0.1	CHLORFENAPYR *	0.1	ppm	1	PASS	<0.1
CARBOFURAN	0.1	ppm	0.2	PASS	<0.1	CYFLUTHRIN *	0.1	ppm	1	PASS	<0.1
CHLORANTRANILIPROLE	0.1	ppm	0.2	PASS	<0.1	CYPERMETHRIN *	0.1	ppm	1	PASS	<0.1
CLOFENTEZINE	0.1	ppm	0.2	PASS	<0.1	METHYL PARATHION *	0.1	ppm	0.2	PASS	<0.1
DIAZINON	0.1	ppm	0.2	PASS	<0.1	MGK-264 *	0.1	ppm	0.2	PASS	<0.1
DICHLORVOS	0.1	ppm	1	PASS	<0.1	PENTACHLORONITROBENZENE *	0.1	ppm	1	PASS	<0.1
DIMETHOATE	0.1	ppm	0.2	PASS	<0.1						
DIMETHOMORPH	0.1	ppm	1	PASS	<0.1	Weight:					
ETHOPROPHOS	0.1	ppm	0.2	PASS	<0.1	0.4412g					
ETOFENPROX	0.1	ppm	0.4	PASS	<0.1	Analysis Method : SOP.T.40.104.NY, SOP.T30.104.NY and SOP.T.40.154.NY					
ETOXAZOLE	0.1	ppm	0.2	PASS	<0.1	Analyzed Date : 06/04/24 14:32:59					
FENHEXAMID	0.1	ppm	1	PASS	<0.1						
FENOXYCARB	0.1	ppm	0.2	PASS	<0.1	Weight:					
FENPYROXIMATE	0.1	ppm	0.4	PASS	<0.1	0.4412g					
FIPRONIL	0.1	ppm	0.4	PASS	<0.1	Analysis Method : SOP.T.40.154.NY					
FLONICAMID	0.1	ppm	1	PASS	<0.1	Analyzed Date : 06/04/24 14:33:01					
FLUDIOXONIL	0.1	ppm	0.4	PASS	<0.1						
HEXYTHIAZOX	0.1	ppm	1	PASS	<0.1						
IMAZALIL	0.1	ppm	0.2	PASS	<0.1						
IMIDACLOPRID	0.1	ppm	0.4	PASS	<0.1						
KRESOXIM METHYL	0.1	ppm	0.4	PASS	<0.1						
MALATHION	0.1	ppm	0.2	PASS	<0.1						
METALAXYL	0.1	ppm	0.2	PASS	<0.1						
METHIOCARB	0.1	ppm	0.2	PASS	<0.1						
METHOMYL	0.1	ppm	0.4	PASS	<0.1						
MEVINPHOS	0.1	ppm	1	PASS	<0.1						
NALED	0.1	ppm	0.5	PASS	<0.1						
OXAMYL	0.1	ppm	1	PASS	<0.1						

This Kaycha Labs Certification shall not be reproduced, unless in its entirety, without written approval from Kaycha Labs. The results relate only to the material or product analyzed. ND=Not Detected, ppm=Parts Per Million, ppb=Parts Per Billion, RSD=Relative Standard Deviation. Limit of Detection (LOD) and Limit Of Quantitation (LOQ) are terms used to describe the smallest concentration that can be detected and reliably measured by an analytical procedure, respectively. Action Levels are State determined thresholds based on 9 New York Codes, Rules and Regulations (NYCRR) Part 130 and Cannabis Law. The Measurement of Uncertainty (MU) error is available from the lab upon request. The "Decision Rule" for pass/fail does not include the MU. Any calculated totals may contain rounding errors.

Erica Troy

Lab Director

 NY Permit # OCM-CPL-2022-00006
 ISO 17025 Accreditation # 97164

 Signature
 06/07/24




Certificate of Analysis

PASSED
Cirona Labs

 350 Buell Road
 Rochester, NY, 14624, US
 Telephone: (305) 498-3066
 Email: hunter@cironalabs.com
 License # : OCM-AUCP-22-000002

Sample : AL40603003-001
Harvest/Lot ID: E-CA-SLB-01-0524
Batch# : E-CA-SLB-01-0524
Sampled : 06/03/24 01:45 PM
Sample Size Received : 25 units
Total Amount : 3200 units
Sampling Method : SOP.T.20.010.NY

Page 4 of 6



Residual Solvents

PASSED

Solvents	LOQ	Units	Action Level	Pass/Fail	Result
DIMETHYL SULFOXIDE	750.0	ppm	5000	PASS	<750.0
1,1,1-TRICHLOROETHANE	225.0	ppm	1500	PASS	<225.0
HEXANE, TOTAL	625.0	ppm	290	PASS	<625.0
PENTANES, TOTAL	375.0	ppm	5000	PASS	<375.0
BUTANES, TOTAL	1800.0	ppm	5000	PASS	<1800.0
XYLENES, TOTAL	250.0	ppm	2170	PASS	<250.0
1,2-DICHLOROETHANE	0.5	ppm	5	PASS	<0.5
PROPANE	900.0	ppm	5000	PASS	<900.0
METHANOL	125.0	ppm	3000	PASS	<125.0
ETHANOL	125.0	ppm	5000	PASS	<125.0
ETHYL ETHER	125.0	ppm	5000	PASS	<125.0
ACETONE	125.0	ppm	5000	PASS	<125.0
2-PROPANOL	125.0	ppm	5000	PASS	<125.0
ACETONITRILE	125.0	ppm	410	PASS	<125.0
DICHLOROMETHANE	125.0	ppm	600	PASS	<125.0
ETHYL ACETATE	125.0	ppm	5000	PASS	<125.0
BENZENE	0.5	ppm	2	PASS	<0.5
N-HEPTANE	125.0	ppm	5000	PASS	<125.0
TOLUENE	125.0	ppm	890	PASS	<125.0
CHLOROFORM	0.5	ppm	60	PASS	<0.5

 Weight:
 0.0262g

Analysis Method : SOP.T.40.044.NY

Analyzed Date : 05/31/24 15:47:31

Erica Troy

Lab Director

 NY Permit # OCM-CPL-2022-00006
 ISO 17025 Accreditation # 97164

 Signature
 06/07/24



Certificate of Analysis

PASSED

Cirona Labs

350 Buell Road
Rochester, NY, 14624, US
Telephone: (305) 498-3066
Email: hunter@cironalabs.com
License # : OCM-AUCP-22-000002

Sample : AL40603003-001

Harvest/Lot ID: E-CA-SLB-01-0524

Batch # : E-CA-SLB-01-0524



Sampled : 06/03/24 01:45 PM


Sample Size Received : 25 units

Total Amount : 3200 units

Sampling Method : SOP.T.20.010.NY

Page 5 of 6

 Microbial PASSED						 Mycotoxins PASSED					
Analyte	LOQ	Units	Result	Pass / Fail	Action Level	Analyte	LOQ	Units	Result	Pass / Fail	Action Level
TOTAL AEROBIC BACTERIA	100	CFU/g	<100	PASS	10000	AFLATOXIN G2	0.003	ppm	<0.003	PASS	0.02
TOTAL YEAST AND MOLD	100	CFU/g	<100	PASS	1000	AFLATOXIN G1	0.003	ppm	<0.003	PASS	0.02
ESCHERICHIA COLI SHIGELLA SPP			Not Present	PASS		AFLATOXIN B2	0.003	ppm	<0.003	PASS	0.02
SALMONELLA SPECIES			Not Present	PASS		AFLATOXIN B1	0.003	ppm	<0.003	PASS	0.02
ASPERGILLUS TERREUS			Not Present	PASS		OCHRATOXIN A+	0.010	ppm	<0.010	PASS	0.02
ASPERGILLUS NIGER			Not Present	PASS		TOTAL AFLATOXINS (B1, B2, G1, G2)	0.003	ppm	<0.003	PASS	0.02
ASPERGILLUS FLAVUS			Not Present	PASS							
ASPERGILLUS FUMIGATUS			Not Present	PASS		Weight:					
						0.4412g					
Weight:						Analysis Method :					
1.07g						SOP.T.30.104.NY, SOP.T.40.104.NY					
Analysis Method :						SOP.T.30.104.NY, SOP.T.40.104.NY					
SOP.T.40.058A.NY, SOP.T.40.058B.NY, SOP.T.40.208.NY						Analized Date :					
Analized Date :						06/04/24 14:32:46					
06/04/24 13:12:44											

 Heavy Metals PASSED					
Metal	LOQ	Units	Result	Pass / Fail	Action Level
ANTIMONY	0.1000	ug/g	<0.1000	PASS	120
ARSENIC	0.1000	ug/g	<0.1000	PASS	1.5
CADMIUM	0.1000	ug/g	<0.1000	PASS	0.5
CHROMIUM	1.0000	ug/g	<1.0000	PASS	1100
COPPER	1.0000	ug/g	<1.0000	PASS	300
LEAD	0.1000	ug/g	<0.1000	PASS	0.5
MERCURY	0.0100	ug/g	<0.0100	PASS	3
NICKEL	0.1000	ug/g	<0.1000	PASS	20
Weight:					
0.4205g					
Analysis Method :					
SOP.T.30.084.NY, SOP.T.40.084.NY					
Analized Date :					
06/04/24 13:34:06					

This Kaycha Labs Certification shall not be reproduced, unless in its entirety, without written approval from Kaycha Labs. The results relate only to the material or product analyzed. ND=Not Detected, ppm=Parts Per Million, ppb=Parts Per Billion, RSD=Relative Standard Deviation. Limit of Detection (LOD) and Limit Of Quantitation (LOQ) are terms used to describe the smallest concentration that can be detected and reliably measured by an analytical procedure, respectively. Action Levels are State determined thresholds based on 9 New York Codes, Rules and Regulations (NYCRR) Part 130 and Cannabis Law. The Measurement of Uncertainty (MU) error is available from the lab upon request. The "Decision Rule" for pass/fail does not include the MU. Any calculated totals may contain rounding errors.

Erica Troy

Lab Director

NY Permit # OCM-CPL-2022-00006
ISO 17025 Accreditation # 97164

Signature
06/07/24



Certificate of Analysis

PASSED
Cirona Labs

 350 Buell Road
 Rochester, NY, 14624, US
 Telephone: (305) 498-3066
 Email: hunter@cironalabs.com
 License # : OCM-AUCP-22-000002

 Sample : AL40603003-001
 Harvest/Lot ID: E-CA-SLB-01-0524

 Batch# : E-CA-SLB-01-0524 Sample Size Received : 25 units
 Sampled : 06/03/24 01:45 PM Total Amount : 3200 units
 Sampling Method : SOP.T.20.010.NY

Page 6 of 6



Water Activity

PASSED

Homogeneity

PASSED

Amount of tests conducted : 1

Analyte	LOQ	Units	Result	P/F	Action Level
Water Activity	0.10	aw	0.56	PASS	0.85

 Weight:
 1.8195g
 Analysis Method : SOP.T.40.019
 Analyzed Date : 06/04/24 09:23:07

Analyte	LOQ	Units	Pass/Fail	Result	Action Level
HOM1 TOTAL THC PERCENT DIFFERENCE	0.01	%	PASS	1.06	25
HOM1 TOTAL CBD PERCENT DIFFERENCE	0.01	%	PASS	ND	25
HOM2 TOTAL THC PERCENT DIFFERENCE	0.01	%	PASS	2.90	25
HOM2 TOTAL CBD PERCENT DIFFERENCE	0.01	%	PASS	ND	25
HOM3 TOTAL THC PERCENT DIFFERENCE	0.01	%	PASS	2.37	25
HOM3 TOTAL CBD PERCENT DIFFERENCE	0.01	%	PASS	ND	25
HOM4 TOTAL THC PERCENT DIFFERENCE	0.01	%	PASS	1.06	25
HOM4 TOTAL CBD PERCENT DIFFERENCE	0.01	%	PASS	ND	25
HOM5 TOTAL THC PERCENT DIFFERENCE	0.01	%	PASS	1.58	25
HOM5 TOTAL CBD PERCENT DIFFERENCE	0.01	%	PASS	ND	25

 Analysis Method : SOP.T.30.031.NY, SOP.T.40.031.NY
 Analyzed Date : 06/04/24 14:36:41

Homogeneity testing is performed utilizing High Performance Liquid Chromatography with UV detection in accordance with F.S. Rule 64ER20-39.